

Dr. Namita Sinha

ARYA MAHILA PG  
COLLEGE  
CHETGANJ,  
VARANASI

# Topic : Methods of Teaching Civics

# Contents

- **Meaning of teaching method**
- **Meaning of teaching technique**
- **Difference between teaching method and teaching technique**
- **Various method of teaching civics**
- **Lecture method**
- **Advantages and limitations of lecture method**
- **Source method**
- **Advantages and limitations of source method**
- **Socialized recitation method**
- **Advantages and limitations of socialized recitation method**
- **Project method**
- **Advantages and limitations of project method**
- **Importance of using various teaching methods**

Teaching methods

&

Teaching Technique



# Meaning of teaching method

- Teaching method may be defined as **the device or tools** used to create learning situation in which **effective communication** can take place between the teacher and the learner.
- A method is a description of the way that information or behavior is carried forward or consolidated during the instructional process.
- Teaching method is the **stimulation, guidance, direction and encouragement for learning.**
- It is **a systematic way** of doing something. It implies an orderly logical arrangement of steps.
- Method is a **overall plan** or is a way of something is done no part of which contradicts, and all of which is based upon, the selected **approach.**

## Meaning of teaching technique

- A technique is implementation – that which actually takes in a class room. **It is a particular trick,** procedure to accomplish on immediate objective. It must be consistent with the method and harmony with approach as well.
- A technique is a detailed list of **rules or a guideline** for any (teaching) activity.
- It is based on the description of **steps,** or a **set of do's and don'ts,** and can often be linked to a method or strategy.
- Technique is a procedure or skill for completing a **specific task.**

# Difference between teaching method and teaching technique

## Teaching Method

- It is a **systematic way** of doing something. It implies an orderly logical arrangement of steps. It is more procedural.
- Main purpose:- **Effective teaching.**
- Method **is a plan** that we follow during our teaching learning process.
- To determine **speed and direction** of teaching.
- **How**
- Example:- **Learning by doing** method.

## Teaching Technique

- It is a **well-defined procedure** used to accomplish a specific activity or test.
- Main purpose:- To create **effective learning** experience.
- **Various activities** like role play, debate , quiz are teaching techniques which are used during learning process to clear the particular topic.
- Depends on **teacher method.**
- **With whom/ with what**
- Example:- **Role play, debate, quiz** etc. teaching technique depends on teaching method.

## Methods of teaching civics

1. Lecture Method
2. Source Method
3. Socialized Recitation Method
4. Project Method



Lecture method



# Lecture method

- ❖ **Lecture method** is the oldest **method** of teaching. It is based on the philosophy of idealism. This **method** refers to the explanation of the topic to the students. The emphasis is on the presentation of the content. It is the **simplest method** for teachers and does not require any arrangements.
- ❖ It is also known as **communication method**.



# Advantage Of Lecture Method



Economic and effective method for learning large amount of **information**.



Provide **summary** of information from different sources.



Good **for introducing** a subject.



Affords necessary framework for subsequent learning (Reading assignment, small group activities)



**Factual information.**



It can help to maintain proper channel of **motivation, enthusiasm and interest in the classroom.**



Offers **current information.**



Useful for **large gathering.**

# Limitation of Lecture Method

- ▶ **Fail** to promote **active learning**.
- ▶ **Does not** promote **independent learning**.
- ▶ Consider strong and weak students **in same pace**.
- ▶ **Limited participation** of students( Teacher centered).
- ▶ This method can be used in higher classes but it **cannot** easily used **in elementary classes**.
- ▶ There is no place for **students abilities, interest and their learning**.

# Source


# Method



# Tour



# Old coins



# Magazine



# Stones

# Source Method

- ▶ Source means **a person, books or document**.
- ▶ Source method implies the use of original sources and materials while teaching. A Source provides **first hand experiences** and leads to better understanding of the subject.
- ▶ It is **active oriented** method.
- ▶ It is generally used in **social studies**.



Old weapon

# Type of sources

## Primary sources


- ▶ Includes **real facts** objects and real places. These sources are very useful for data collection, project and report writing in social science teaching.
- ▶ Example:- **Manuscripts, sculptures coins, stones museums, old weapons etc.**

## Secondary sources

- ▶ Those which are written **based on some primary sources** were as extract publish in news papers may be considered as a secondary sources.
- ▶ Example:- **Different literatures, Books, Magazines and Articles etc.**

# Advantage Of Source Method

1. Teacher can use any extent examples and **real life incidents** to explain the facts.
2. It **promotes interest** and help to creating a right type of environment.
3. It **motivates** and give a **positive ambience** in the class.
4. Source method provides a sense of **reality and first hand experience to students**.
5. It develops skill of **data collection, thinking skill and observation skill**.
6. Source method are best adapted in social science (**geography, history, civics**) classes nowadays.
7. **Laws, natural phenomena** and organized behavior can explain much easily in source method.



# Limitation Of Source Method



Use of this method requires **proper train teacher.**



This method is **time consuming.**



**Complex and Technical**



It is **not always possible** for the teacher to have an **easy access** to the source





**Debate**



**Discussion**

**Socialized Recitation Method**

# Socialized Recitation Method

- ▶ “Any class session that exhibits **group consciousness and feeling** of individual responsibility toward one group is a socialized recitation”

## ‘Bining and Bining’

- ▶ It is a **technique of teaching** in which a friendly spirit of cooperation prevails. Children discuss the **various social, economic, cultural, political and moral problems and discover** for themselves the real meaning and significance of these.

# Advantage Of Socialized Recitation Method

- ▶ **Enhance** students *prior* knowledge.
- ▶ To develop a **sense of responsibility** towards the society **among students**.
- ▶ To practice the technique of **co-operative thinking**.
- ▶ Developing **creative ability** in students.
- ▶ Encouraging students **to think and reason**.
- ▶ Motivating students for **group work**.
- ▶ Develop **self confidence** and sense of responsibility.
- ▶ **Enhance communication skill** and **behavior** of students.
- ▶ Increase **social Participation**.



## Limitation Of Socialized Recitation Method

- ▶ *Time consuming.*
- ▶ *Lack of preparation.*
- ▶ *Not suitable for lower level classes.*



**Debate**



# Project Method

# Project method

Project method is One of the modern method in which students view in designing curriculum and content of studies.

This method is based on *learning by doing*. Pupil perform *costructivist activities* in natural conditions.



Principle of project method

1. Principle of purpose
2. Principle of activity
3. Principle of Experience
4. Principle of Social experience
5. Principle of reality
6. Principle of freedom
7. Principle of utility
8. Principle of correlation.

# Project Method

- ▶ In Project method, teaching and learning are considered from **the child's point of view** and in this method knowledge and skills are learnt by pupils **through practical handling** of problem in their natural setting. This method is an ideal way of promoting **creativity, arousing curiosity and including the spirit of enquiry** among the students. However, in this method teaching is more or less incidental.
- ▶ Children learn better through **association, cooperation and activity.**

## Advantage of Project method

- ▶ It is based on **sound psychological principles** and laws of teaching.
- ▶ It provide scope for **independent work and individual development**.
- ▶ It promotes habits of **critical thinking** and encourages the students to adopt problem solving methods.
- ▶ It promotes **social interaction, inculcates spirit of co-operation** and exchange of experiences among the students.
- ▶ It **develops self-confidence and self-discipline** among the students.
- ▶ In this method the children are **active participants** in the learning task.
- ▶ It provides opportunities for children to acquire a lot **of skills- observation, reference, interpretation and so on**.
- ▶ It upload the dignity of labor.
- ▶ It widen the mental horizon of the students.
- ▶ It makes the learning more interesting of the subject matter as the learning is related **to reality and world around him**.



# Limitation Of Project Method



The project method is uneconomical in terms of time and is not possible to **fit in to the regular timetable.**



The learning is incomplete and uniform learning or balanced learning is not possible for all students as each student performs a different activity.



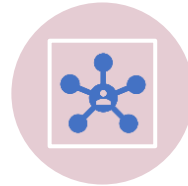
For the success of this method the teacher should be exceptionally resourceful and gifted and knowledgeable.



It is **an expensive** method.



Syllabus cannot be **completed on time** using this method.



Teaching is **disorganized.**

# Importance Of Using Various Teaching Methods

**Teaching methods** and **approaches** are very **important** in impacting knowledge into the learners, **methodologies** that are only **teacher** centered will achieve less result, it should be pupil oriented and done to fit into the learning **styles** of all. ... **Teaching methods** are quite **important** for ideal outcomes in learning process.

The **importance of using varied methods and strategies** is to facilitate the learning of all students. This means we have to cultivate the lessons in a sense of manner in instruction that successfully challenge every student to participate in the discussion.

# References

- ▶ <https://sites.google.com/site/phdworkedu/lecture-method/disadvantages>
- ▶ <https://www.bedguide.in/2019/07/24-types-of-teaching-methods.html?m=1>
- ▶ <https://youtu.be/8BwG1HmShFc>
- ▶ <https://youtu.be/QjO4Ef7Eizw>
- ▶ <https://youtu.be/YyjmSo2TQyg>
- ▶ <https://youtu.be/4aDSY6sYWds>



Thank You